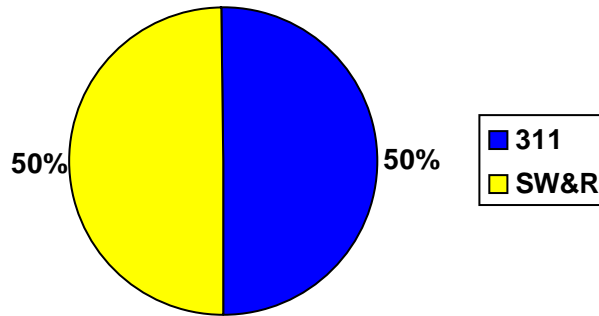




**Solid Waste & Recycling Graffiti Summary**  
**6/1/2010 through 6/30/2010**

During this time period Solid Waste & Recycling processed 801 graffiti cases.

**Graffiti Initial Case Entry**

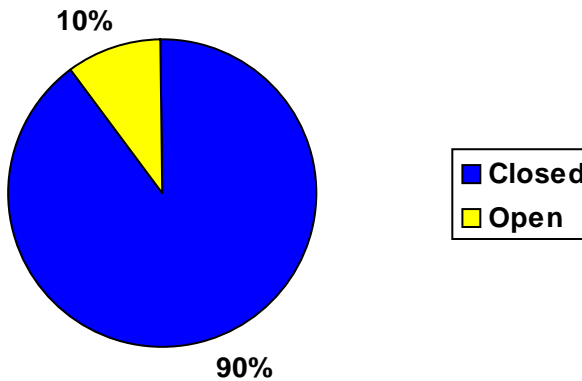


Name	Number of Cases
311	398
SW&R	403

Solid Waste and Recycling enters initial graffiti cases into 311 when graffiti is directly reported to the Clean City office by citizens or by crews.

**Status Summary:**

**Open or Closed**



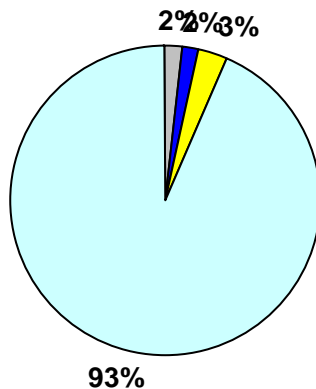
Status	Count
Closed	720
Open	81

Open cases are awaiting abatement information from the responsible party.

Cases are closed when the responsible party reports that the graffiti has been abated, was not found, was found already cleaned by the property owner or is a duplication of an existing case.

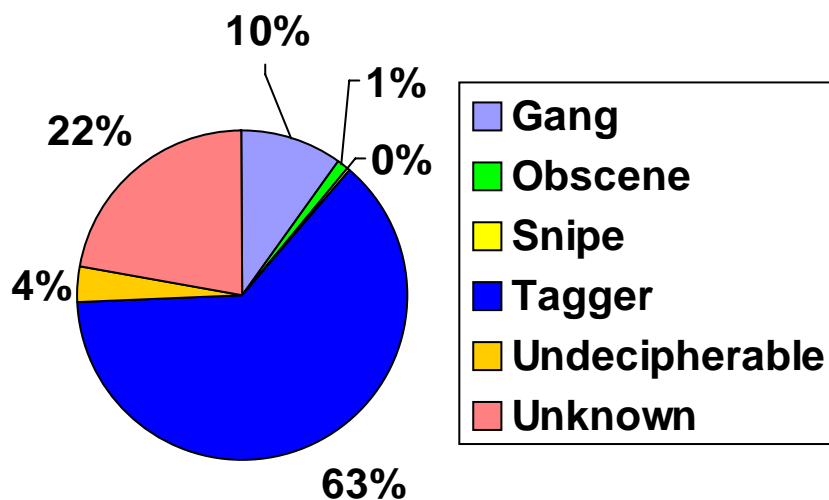
**Abatement Summary:**

**Abatements**



Agency Name	Count	% of Total
SWR - Clean City	392	93.33%
PW - Traffic	13	3.10%
Other	8	1.90%
PW - Bridge	7	1.67%

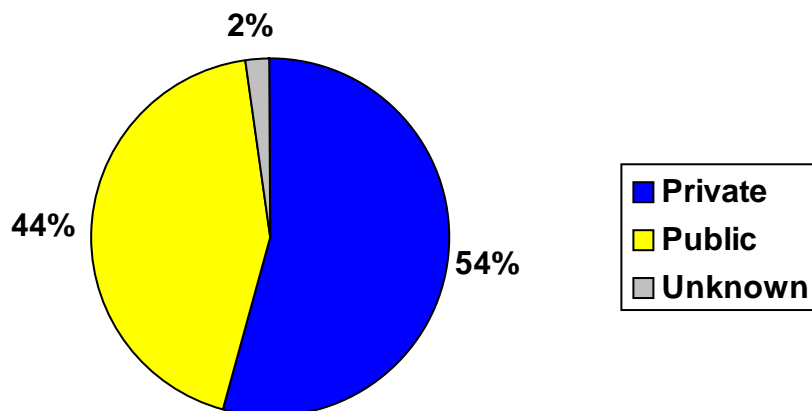
### Graffiti Type Summary



Type	Case Count
Gang	80
Obscene	8
Snipe	3
Tagger	502
Indecipherabl	31
Unknown	177
Total	801

**Property Type for All Cases:**

## Public or Private Property



Property	Count
Private	433
Public	351
Unknown	17

**Task Summary:**

<b>Task</b>	<b>Count</b>	<b>Avg # of Days to Complete</b>
Request Approved	160	2
Photo Taken	505	4
Updated/Notice Sent	432	6
Letter Sent	114	4
Compliance Check	144	12
Normal Abatement	296	6
Blitz Abatement	124	<b>N/A</b>

Not all graffiti cases will have all the above 311 tasks applied to them. Tasks assigned to a case vary depending on the case details.

**Graffiti Task Definitions:**

Request Approved	The information contained in the initial report has been reviewed and approved. This task generates the first work order.
Photo Taken	Acceptable photographs of the graffiti have been taken.
Updated/Notice Sent	All information necessary has been gathered to investigate the graffiti and enforce its removal.
Letter Sent	Generates the enforcement letter giving the property owner 10 days to abate the graffiti.
Compliance Check	Issues a work order to Clean City crews to verify if the property owner has complied with the graffiti enforcement letter.
Normal Abatement	Abatement order order was issued to a Clean City crew. The crew has abated the graffiti.
Blitz Abatement	Being proactive, Clean City crew abates graffiti without a work order. Typically these abatements are done on public property.

**Resolution Counts:**

<b>311 Resolution Codes</b>	<b>Graffiti Status</b>	
	<b>Open</b>	<b>Closed</b>
* No Resolution Code	80	100
Abated	0	420
Already Removed	1	163
graffitiduplicate	0	2
graffitiunenforceable	0	11
Not Found	0	24
<b>Total</b>	<b>81</b>	<b>720</b>
<b>Grand Total</b>	<b>801</b>	

\*No Resolution cases which are OPEN are awaiting abatement information from the responsible party.

No Resolution cases which are CLOSED are either duplicate reports, or information gathered for the case was lacking data required for processing. Required data would include a valid location, or what object the graffiti is on.

**Agency Counts:**

<b>Agency</b>	<b>Graffiti Status</b>		
	<b>Open</b>	<b>Closed</b>	<b>Total</b>
Allied Waste	1	2	3
Aspen	0	1	1
CBS Outdoor, Inc.	0	12	12
CP Rail	0	1	1
Dick's Sanitation	0	1	1
Hennepin County Maintenance Division	0	1	1
Inspections	2	0	2
LRT	0	1	1
Metro Transit	0	2	2
Minneapolis Park Board	2	12	14
Minneapolis Public Schools	0	1	1
MNDOT	0	2	2
Public Works - Streets	0	2	2
PW - Bridge	3	13	16
PW - Solid Waste and Recycling	69	539	608
PW - Traffic	0	19	19
U.S. Bench Company	0	1	1
Univeral Outdoor Advertising	0	1	1
Unknown	4	106	110
Veolia Environmental Services	0	1	1
Waste Management	0	2	2
<b>Total</b>	<b>81</b>	<b>720</b>	<b>801</b>

**Top 10 Count of Graffiti Cases by Neighborhood:**

Top 10 Number of Open Cases

Neighborhood	Open	Closed
Jordan	10	27
Whittier	10	73
Lowry Hill East	9	58
Ericsson	5	10
Midtown Phillips	5	8
CARAG	4	40
Central	4	23
Cedar Riverside	3	14
East Phillips	3	11
Standish	3	8

Top 10 Number of Closed Cases

Neighborhood	Closed	Open
Whittier	73	10
Lowry Hill East	58	9
CARAG	40	4
Jordan	27	10
Willard - Hay	26	2
Como	24	1
Central	23	4
Seward	22	2
Marcy Holmes	22	0
St. Anthony West	18	0

Top 10 Number of Total Cases

Neighborhood	Cases
Whittier	83
Lowry Hill East	67
CARAG	44
Jordan	37
Willard - Hay	28
Central	27
Como	25
Seward	24
Marcy Holmes	22
Longfellow	18



**Graffiti Cases by Neighborhood:**

Neighborhood	Tagger	Gang	Snipe	Obscene	Unknown	Total
Armatage	2	0	0	0	0	2
Audubon Park	1	0	0	0	0	1
Bancroft	2	3	0	0	0	7
Beltrami	4	0	0	0	0	4
Bottineau	1	0	0	0	3	4
Bryant	3	2	0	0	4	11
Bryn - Mawr	0	0	0	0	1	1
Camden Industrial	1	0	0	0	0	1
CARAG	38	0	0	1	3	44
Cedar - Isles - Dean	1	0	0	0	1	3
Cedar Riverside	15	0	0	0	2	17
Central	4	16	0	0	3	27
Cleveland	3	0	0	0	0	3
Columbia Park	0	0	0	0	2	2
Como	19	0	0	0	6	25
Cooper	10	0	0	0	2	14
Corcoran	2	1	0	0	0	3
Diamond Lake	4	0	0	0	2	6
Downtown East	2	0	0	0	0	2
Downtown West	0	0	0	0	1	1
East Harriet	9	1	0	0	4	14
East Isles	5	0	0	0	6	12
East Phillips	9	2	0	0	3	14
ECCO	4	0	1	0	3	10
Elliot Park	13	0	0	0	2	15
Ericsson	4	4	0	1	4	15
Field	0	0	0	0	1	2
Folwell	1	3	0	2	0	7
Harrison	0	1	0	0	1	2
Hawthorne	0	1	0	0	0	1
Hiawatha	4	0	0	0	1	5
Holland	3	3	0	0	0	6
Howe	9	0	0	0	2	12

Jordan	18	7	0	0	8	37
Keewaydin	2	0	0	0	1	3
Kenny	1	0	0	0	0	1
King Field	3	1	0	0	1	6
Linden Hills	5	0	0	0	1	7
Logan Park	4	0	0	0	0	4
Longfellow	15	1	0	0	1	18
Loring Park	7	0	0	0	4	11
Lowry Hill	5	0	0	0	6	12
Lowry Hill East	53	0	1	0	12	67
Lyndale	9	0	0	0	4	16
Lynnhurst	0	0	0	1	0	1
Marcy Holmes	18	1	0	0	3	22
Midtown Phillips	9	1	0	0	2	13
Minnehaha	3	0	0	0	0	5
Near - North	1	0	0	0	0	1
Neighborhood Data Missing	7	0	0	0	3	10
Nicollet Island - East Bank	7	0	0	0	0	8
North Loop	4	0	0	0	1	6
Northrop	4	1	0	0	1	6
Page	0	0	0	0	2	2
Phillips West	8	1	0	0	6	16
Powderhorn Park	4	3	0	0	3	13
Prospect Park - East River	4	0	0	0	1	5
Regina	0	0	0	0	0	2
Seward	20	0	0	0	4	24
Sheridan	1	3	0	0	2	8
Shingle Creek	0	0	0	0	0	1
St. Anthony West	16	0	0	0	1	18
Standish	4	5	0	0	1	11
Steven's Square - Loring H	13	0	0	1	1	15
Tangletown	0	0	0	0	1	2
University of Minnesota	5	0	0	0	3	8
Ventura Village	7	0	0	0	4	12
Victory	0	0	0	1	0	1

Webber - Camden	2	0	0	0	0	3
Whittier	67	1	1	0	13	83
Willard - Hay	1	18	0	1	4	28
Windom Park	2	0	0	0	0	2