





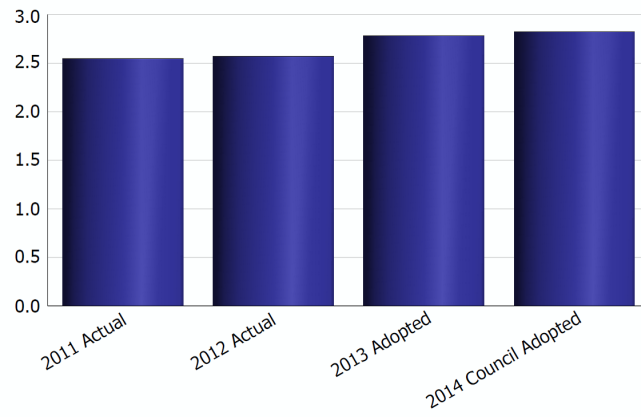






**Expense 2011 - 2014**

In Millions

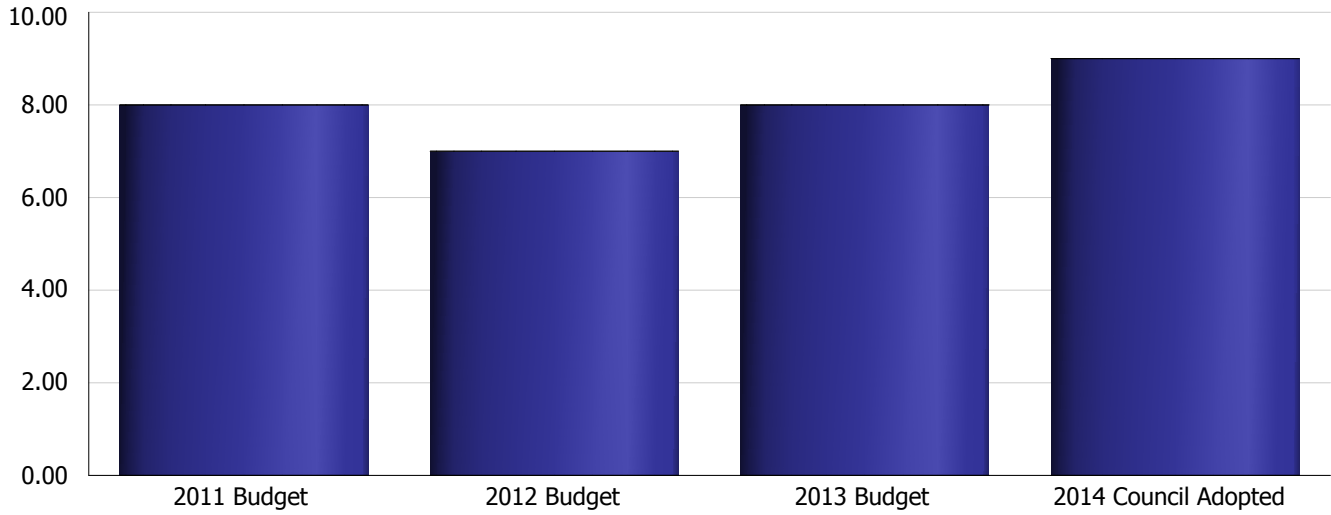


# INTERGOVERNMENTAL RELATIONS

## Staffing Information


Division	2011 Budget	2012 Budget	2013 Budget	2014 Council Adopted	% Change	Change
G & SP	3.50	2.68	3.68	3.68	0.0%	0
INTERGOVERNMENTAL RELATNS	4.50	4.32	4.32	5.32	23.2%	1.00
Overall	8.00	7.00	8.00	9.00	12.5%	1.00

## Positions 2011-2014



## Positions by Divison

INTERGOVERNMENTAL RELATIONS  
59%



GRANTS & SPECIAL PROJECTS 41%