

CITY ATTORNEY

MISSION

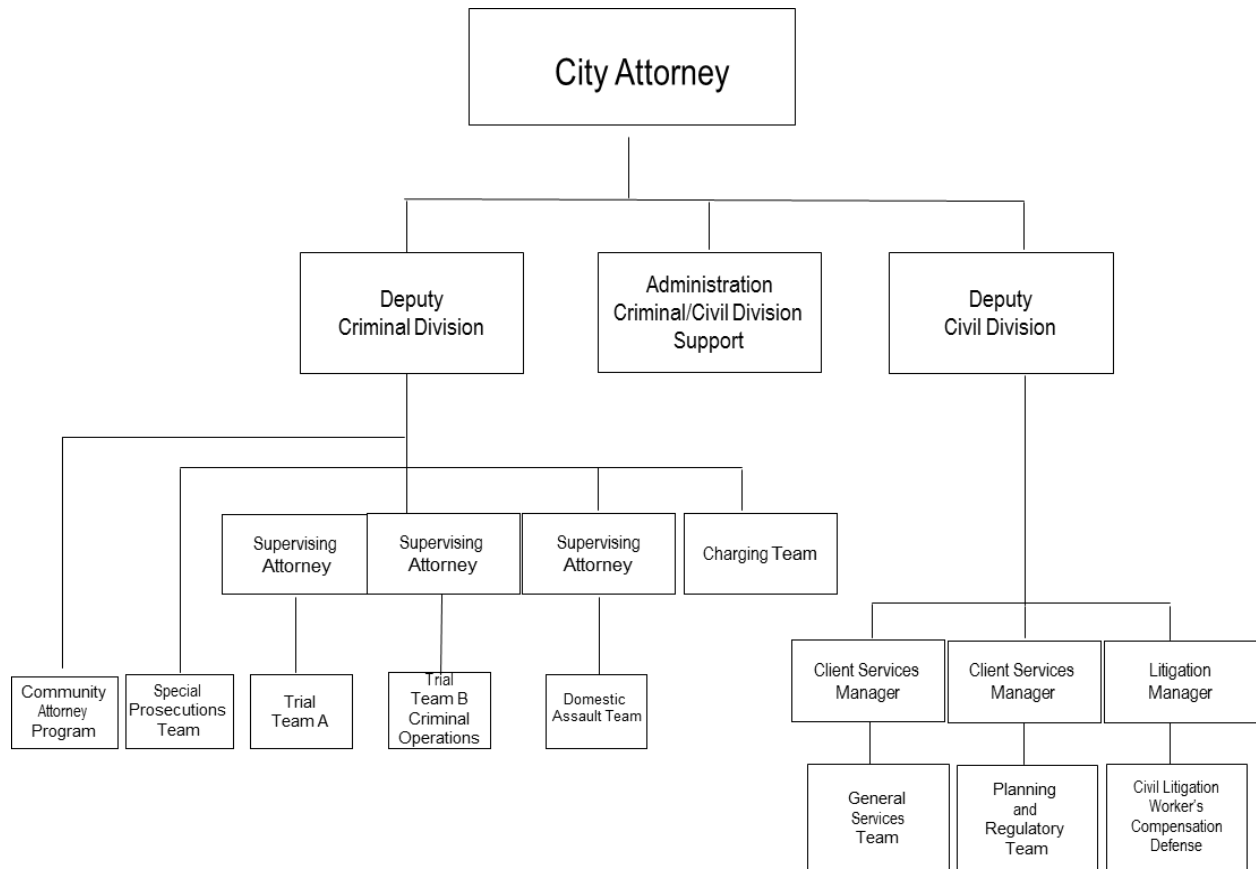
The City Attorney department's mission is to enhance public safety, serve justice and vigorously represent the interests of the City of Minneapolis and its residents by holding criminal offenders accountable and delivering the highest quality, cost effective legal services.

BUSINESS LINES

The City Attorney's Office (CAO) has two business lines. They are:

1. Criminal Division: Prosecutes all adult misdemeanor, gross misdemeanor and petty misdemeanor crime in the City of Minneapolis.
2. Civil Division: Delivers legal services for City clients and provides litigation representation.

ORGANIZATION CHART



Living Well

Community Attorney

General Fund: \$1,196,431
Other Funds: \$333,565

The CAO houses a prosecutor in each of the 5 MPD Precincts whose mission is to engage the community in neighborhood public safety issues and to serve as a resource for MPD. The program includes 5 Community Attorneys, 3 Paralegals, and Downtown 100 / Focus 18 – 24 Prosecutor. The program engages local residents and neighborhood businesses in responding to public safety concerns in their communities.

Criminal Prosecution

General Fund: \$9,177,568

The Criminal Division of the City Attorney's Office prosecutes all adult gross misdemeanor, misdemeanor and petty misdemeanor offenses in the City of Minneapolis. Prosecution is a mandated function. The criminal prosecution function is divided into five teams: domestic violence, chronic offender prosecutions, and two trial teams that prosecute all other cases.

The Criminal Division takes a holistic approach to its prosecution work, focusing on holding offenders accountable, particularly in cases that are threats to public safety, while offering restorative justice and other problem solving alternatives in appropriate lower level cases. The CAO is an active partner in the treatment courts and calendars in Hennepin County District Court, including mental health court, veteran's court, GIFT (Gaining Independence for Females in Transition) review calendar, HOMES (Housing Outreach for Minneapolitans Establishing Stability) and DWI court. These courts require extra prosecutor time for appearances, staffing meetings and review calendars but provide impressive results in reducing recidivism and help defendants overcome challenges that led to their violations. The criminal prosecution program also handles appeals of criminal cases to the Minnesota Court of Appeals and the Minnesota Supreme Court.

A City That Works

Civil Litigation

Other Funds: \$3,854,003

The Civil Division Litigation Group represents the City and, when applicable, City officials and employees in all civil litigation and administrative claims and hearing matters. The team is proactive in working with City officials and department staff to identify issues that raise a potential for litigation and provide advice on preventive measures when claims are made against the City. The Group also defends civil rights charges against the City and worker's compensation cases.

Client Services

Other Funds: \$3,901,026

The Client Services Group provides all non-litigation legal services for City clients including elected officials and staff, departments, boards, and commissions. The Group is called upon to draft ordinances and complex real estate and development agreements, draft and review contracts and advise the City on a myriad of legal questions ranging from governmental authority to election law to compliance with the open meeting law and data practices act. The group also represents the City in labor arbitrations, civil service, and veteran's preference proceedings.

Financial Analysis

Expenditure

The total City Attorney Department's budget increases from \$18.1 million in 2017 to \$18.5 million in 2018. This is an increase of \$355,000, or 2.0%. The City Attorney Department's 2018 expenditure budget reflects routine inflationary increases in operating costs, largely offset by the elimination of items funded on a one-time basis in 2017, and the Mayor's recommended budgetary change items of \$435,000 for 2018.

Revenue

Revenues are projected to increase by 1.2% in this department due to an increase in DUI Forfeitures from MPD. The department's total revenues in 2018 are projected to be \$250,000.

Fund Allocation

This department is funded primarily by the General Fund at 56.2% with the remainder of the department's funding provided by the Self Insurance Fund at 42.0% and 1.8% funded by the Special Revenue Fund.

Mayor's Recommended Budget

The Mayor recommends ongoing General Fund appropriations of \$60,000 for the MPD Family Violence Unit program, \$200,000 for the Pre-Filing Charge Review Team program (includes 2.0 FTEs), and \$50,000 to hire paid Criminal Division Law Clerks (1.3 FTEs).

The Mayor also recommends one-time General Fund appropriations of \$40,000 to continue to pursue alternative sentencing in carrying without permit cases, \$25,000 for Pre-Charge Diversion programs in prostitution cases, and \$60,000 for continuation of the Violent Crime Hot Spots program.

**ATTORNEY
EXPENSE AND REVENUE INFORMATION**

EXPENSE	2015 Actual	2016 Actual	2017 Adopted	2018 Mayor's Recommended	Percent Change	Change
GENERAL						
SALARIES AND WAGES	4,578,021	5,075,363	5,438,022	5,528,517	1.7%	90,495
FRINGE BENEFITS	1,499,168	1,679,755	2,005,682	2,029,372	1.2%	23,690
CONTRACTUAL SERVICES	2,284,841	2,493,723	2,461,020	2,536,139	3.1%	75,119
OPERATING COSTS	151,636	146,653	283,495	279,972	-1.2%	(3,523)
TOTAL GENERAL	8,513,667	9,395,492	10,188,219	10,374,000	1.8%	185,781
SPECIAL REVENUE						
SALARIES AND WAGES	262,616	245,931	199,456	201,684	1.1%	2,228
FRINGE BENEFITS	88,908	83,858	63,686	65,446	2.8%	1,760
CONTRACTUAL SERVICES	87,846	214,732	71,791	66,435	-7.5%	(5,356)
OPERATING COSTS		3,531				0
TOTAL SPECIAL REVENUE	439,371	548,052	334,933	333,565	-0.4%	(1,368)
INTERNAL SERVICE						
SALARIES AND WAGES	4,095,409	4,123,327	4,633,329	4,714,731	1.8%	81,402
FRINGE BENEFITS	2,882,008	1,273,279	1,491,565	1,537,970	3.1%	46,405
CONTRACTUAL SERVICES	1,317,705	1,437,379	1,322,817	1,365,328	3.2%	42,511
OPERATING COSTS	93,463	149,945	137,000	137,000	0.0%	0
TOTAL INTERNAL SERVICE	8,388,585	6,983,931	7,584,711	7,755,029	2.2%	170,318
TOTAL EXPENSE	17,341,622	16,927,475	18,107,863	18,462,594	2.0%	354,730

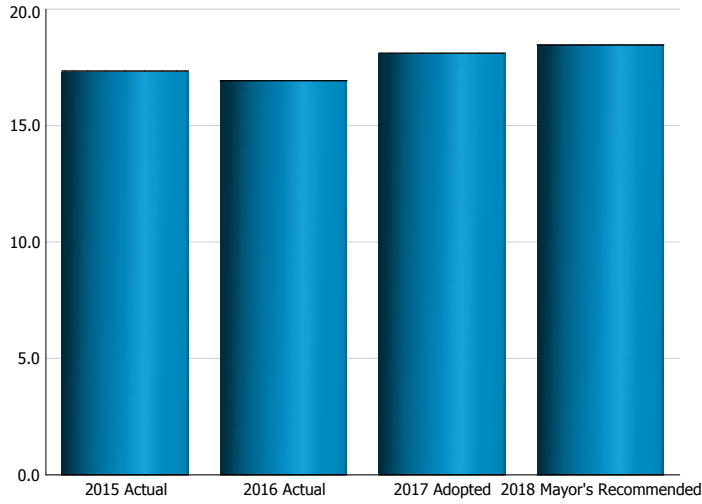
REVENUE	2015 Actual	2016 Actual	2017 Adopted	2018 Mayor's Recommended	Percent Change	Change
GENERAL						
CHARGES FOR SERVICES	11,965	8,376	12,000	10,000	-16.7%	(2,000)
FINES AND FORFEITS	11,776	3,678		5,000	0.0%	5,000
OTHER MISC REVENUES	26,754	27,765	30,000	30,000	0.0%	0
GENERAL	50,495	39,819	42,000	45,000	7.1%	3,000
SPECIAL REVENUE						
CONTRIBUTIONS		884			0.0%	0
FEDERAL GOVERNMENT	20,219	127,579			0.0%	0
LOCAL GOVERNMENT	200,000	200,000	200,000	200,000	0.0%	0
SPECIAL REVENUE	220,219	328,463	200,000	200,000	0	0
INTERNAL SERVICE						
CHARGES FOR SERVICES	24				0.0%	0
OTHER MISC REVENUES	2,773	431	5,000	5,000	0.0%	0
INTERNAL SERVICE	2,796	431	5,000	5,000	0	0

**ATTORNEY
EXPENSE AND REVENUE INFORMATION**

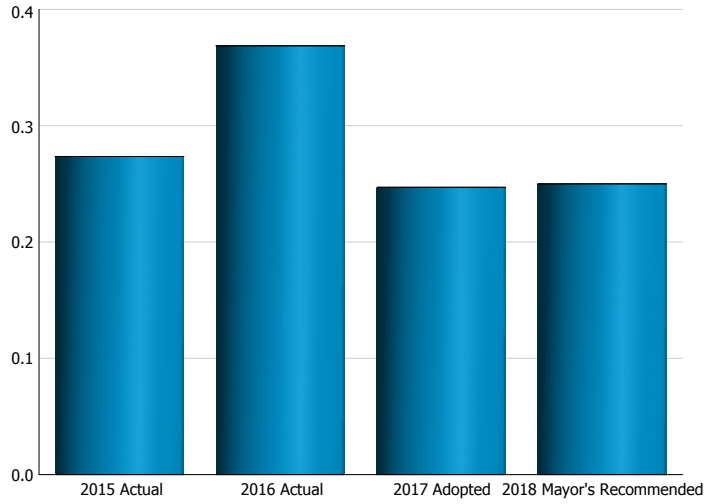
REVENUE	2015 Actual	2016 Actual	2017 Adopted	2018 Mayor's Recommended	Percent Change	Change
TOTAL REVENUE	273,511	368,713	247,000	250,000	1.2%	3,000

ATTORNEY EXPENSE AND REVENUE INFORMATION

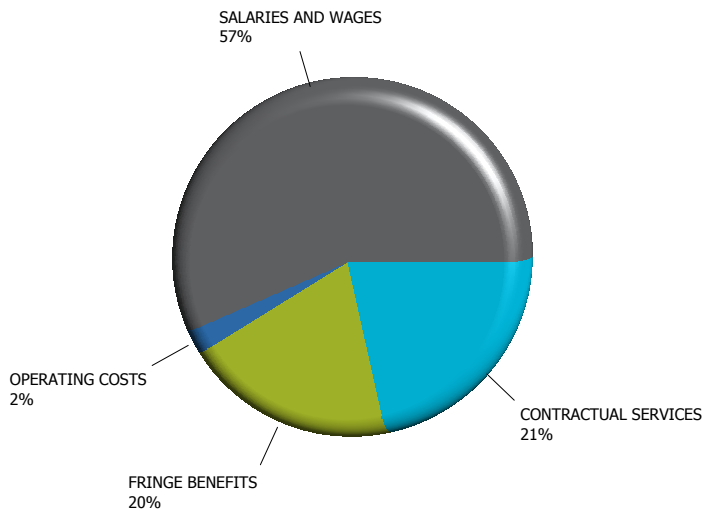
Expense 2015 - 2018
In Millions



Revenue 2015 - 2018
In Millions



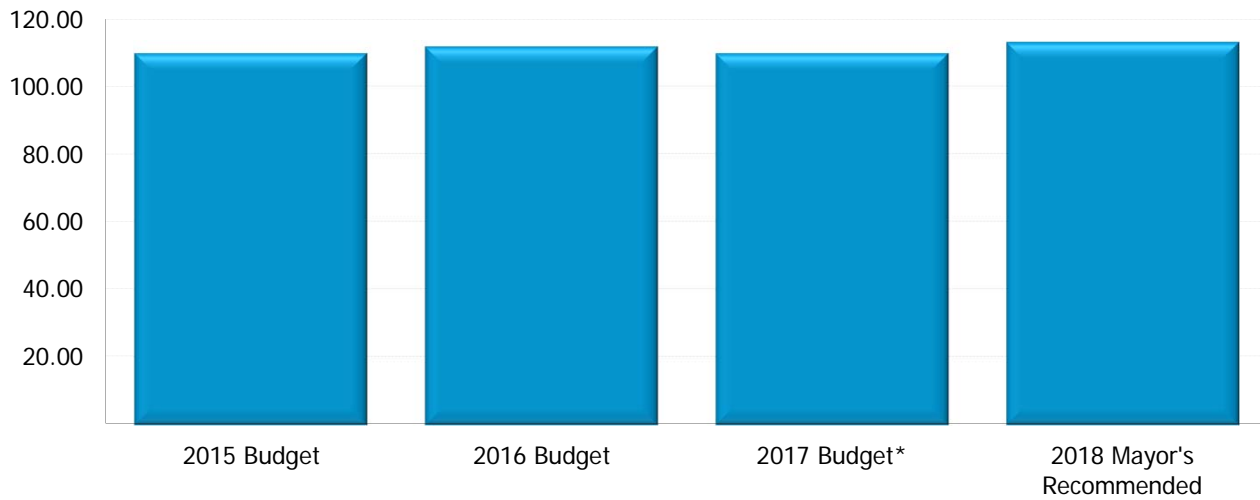
Expense by Category



CITY ATTORNEY Staffing Information

Division	2015 Budget	2016 Budget	2017 Budget*	2018 Mayor's Recommended	% Change	Change
CIVIL DIVISION	47.50	47.50	47.50	47.50	0.0%	0
CRIMINAL DIVISION	62.50	64.50	62.50	65.80	5.3%	3.30
Overall	110.00	112.00	110.00	113.30	3.0%	3.30

Positions 2015-2018



* 2017 FTE counts may differ from 2017 adopted budget due to mid year adjustments, including funding and organizational changes.